



Features Guide

Get the most from your
BlackBerry® Bold™ 9650 smartphone.

 **BlackBerry Bold**

Sprint 

It's all on the Now Network.™

This Features Guide has everything you need to get the most from your new Sprint device. Just go directly to any feature that interests you, or flip through this booklet for a quick overview. You'll see how easy it is to browse the Web or send email and text messages. You can also download your favorite music, watch movies or Sprint TV, get turn-by-turn driving directions, choose ringers, screensavers, and much more. So jump right in. Because there's less waiting, and more doing, on the Now Network.™



For more detailed instructions on your Sprint device or any of the Sprint services, refer to your User Guide or visit sprint.com.

The services described in this guide may require a subscription to a service plan and/or may incur additional charges. Not all services will work on all devices. Services available where coverage exists.

Important Privacy Message. Sprint's policies often do not apply to third-party applications. Third-party applications may access your personal information or require Sprint to disclose your customer information to the third-party application provider. To find out how a third-party application will collect, access, use, or disclose your personal information, check the application provider's policies, which can usually be found on their website. If you aren't comfortable with the third-party application's policies, don't use the application.


GPS Navigation

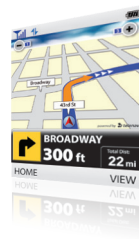
All the right turns. And left ones.

Sprint Navigation lets you see turn-by-turn route directions to a known address, or helps you find nearby restaurants, stores, banks, or gas stations. Upgrade to Sprint Navigation Premium for audible directions, traffic information, alternate routing, and more. Visit sprint.com/navigation for details.



Navigate

- 1** From the Home screen, click **Sprint Navigation**  to access Sprint Navigation. (The first time, follow prompts to download and set up the application.)
- 2** Follow the onscreen instructions to access, launch, and use the application.





Sprint Music

The music's in the air. Grab it.

Preview, purchase, download, and listen to over a million downloadable tracks right on your device.



Buy

- 1 From the Home screen, click **Sports & Entertainment**  > **Sprint Music Store** . (The first time, follow prompts to download the application and set up your account.)
- 2 Browse by category, or click **Search** to go directly to what you're looking for.
- 3 Select a song and then select **Preview** to hear a clip, or select **Buy Song** to purchase the song and store it on your device's microSD card.

Play

- 1 From the Sprint Music Store page, slide your finger right on the trackpad to select the **Player** tab.
- 2 Select an option to browse through or manage your stored music.
- 3 To begin playing music, highlight a song title and click the trackpad.



Sprint TV, Movies & Radio

Watch what you like. Where you like.

Live TV and video on demand. Complete episodes and clips of your favorite primetime shows and movies. Over 50 channels of news, entertainment, weather, sports, and streaming music.



Watch

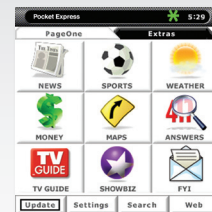
- 1 From the Home screen, click **Sports & Entertainment** (📺) > **Sprint TV** (📺). (The first time, follow the prompts to download the application.)
- 2 Click **TV** in the left panel and then scroll up or down to select a TV option.
- 3 Select an item to play it. If the selected channel requires a subscription, click **Subscribe** to purchase access or **Preview** to see a preview of the channel.

* Coverage not available everywhere. Content and lineup subject to change. Select channels also available for casual usage. Go to sprint.com/tvguide for more information.

Pocket Express

Know when. Know where. Right now.

Find the most popular and relevant information, customized to your specifications and updated throughout the day: the latest news, sports, stocks, weather, movie times, and more.



Set Up

- 1 From the Home screen, click **Sports & Entertainment** (📺) > **Pocket Express** (📺) and follow the prompts to download the application.
- 2 Follow the onscreen prompts to accept terms of service and set up your account.

Get Info

- 1 From the Home screen, click **Sports & Entertainment** (📺) > **Pocket Express** (📺) > [News, Sports, Weather, Stocks, Store, Search, Travel, Entertain, Assist].
- 2 Select an item and click the trackpad. Scroll through the list of categories and articles.

Everything else.

Stay connected. Anywhere.

From NASCAR Sprint Cup Mobile to Facebook, from Flickr™ to MySpace, stay on top of it all on the Now Network.

Get It

- 1 From the Home screen, click the icon for the feature you want, such as **NASCAR Sprint Cup Mobile**, **Facebook**, **MySpace**, or **Flickr**. (Some features may be in the **Sports & Entertainment** 📁 or **Social Networking** 📁 folder.)
- 2 Follow the prompts to download the application to your device.

Use It

- 1 From the Home screen, click the icon for the feature you want.
- 2 Follow the onscreen instructions to catch up on your favorite NASCAR driver, update your Facebook status, share photos, or do whatever you want to do.

There's a lot more your device can do to give you what you want when you want it. You can also:

- Take pictures and videos
- Download games, ringers, and applications from the **Sprint Store** (click **Shop for Games & Applications** from the SprintWeb™ home page of your device's browser 📱)
- Assign picture caller ID
- Check out free stuff from your computer at sprint.com/digitallounge

For additional details, check out the **Basics Guide** that came with your device, or visit sprint.com.



©2010 Sprint. SPRINT and the logo are trademarks of Sprint. Other marks are the property of their respective owners.

