



Features Guide

Get the most from your phone.



It's all on the Now Network.™

This Features Guide has everything you need to get the most from your new Sprint phone. Just go directly to any feature that interests you, or flip through this booklet for a quick overview. You'll see how easy it is to browse the Web, send email or text messages. You can also download your favorite music, watch movies or Sprint TV, get turn-by-turn driving directions, choose ringers, screensavers, and much more. So jump right in. Because there's less waiting, and more doing, on the Now Network.™

For more detailed instructions on your Sprint phone or any of the Sprint services, refer to your User Guide or visit sprint.com.



The services described in this guide may require a subscription to a service plan and/or may incur additional charges. Not all services will work on all devices. Coverage is not available everywhere.

Important Privacy Message. Sprint's policies often do not apply to third-party applications. Third-party applications may access your personal information or require Sprint to disclose your customer information to the third-party application provider. To find out how a third-party application will collect, access, use, or disclose your personal information, check the application provider's policies, which can usually be found on their website. If you aren't comfortable with the third-party application's policies, don't use the application.

GPS Navigation

All the right turns. And left ones.


Sprint Navigation lets you see and hear turn-by-turn directions to a known address, or find nearby restaurants, stores, banks, or gas stations. Get information about traffic and alternate routes.



Navigate

1 Highlight ↗ .

–or–

Highlight 🏠 and press  >
Maps > Sprint Navigation
and press .

2 Follow the onscreen instructions to access, launch and use.



Web

Online. On your phone.

Find sports scores, news, and weather. Shop online. On-the-go access lets you browse full-color versions of your favorite websites.






Pictures & Videos

Live the moment. Then share it.



Capture and instantly send your moments in digital pictures and video clips.



Go Online

- 1 Highlight  and press  > **Web**.
 - 2 From the home page, select Web categories, navigate to websites, read blogs, download content, and more.
- To go to a category, highlight it and press .
 - For more options, press the right softkey from any page.

Share

- 1 Highlight  and press  > **Photos & Videos** > **My Photos & Videos** > **In Phone** or **Memory Card**.
- 2 Select pictures or videos to send, and then press **SEND** (left softkey) > **Contact**. (Valid Contacts entries must contain a wireless phone number or an email address.)
- 3 Customize with a text message, or by selecting additional options by pressing the right softkey.
- 4 Press **SEND** (left softkey) to send pictures and videos.





Sprint TV, Movies & Radio

Watch what you like. Where you like.

Live TV and video on demand. Complete episodes and clips of your favorite primetime shows and movies. Over 50 channels of news, entertainment, weather, sports, and streaming music.



Watch

- 1 Highlight  and press  > **Entertainment > TV.**
- 2 Select a channel or category and press . If prompted, select **Preview** or select **Subscribe** to purchase access.
- 3 Select an item and press  to play it.



* Coverage not available everywhere. Content and lineup subject to change. Select channels also available for casual usage. Go to sprint.com/tvguide for more information.

Games

Don't wait. Play.

Thousands of downloadable games for when your world is on pause. Find your favorite or try a new one from the free demo section.





Ringers, Screensavers & More

Make your phone your own.



Personalize your phone with a huge selection of ringers and screen savers. Know exactly who's calling by matching contacts with unique ring tones.



Download

- 1 Highlight  and press  > **Web** > **Downloads** > **Games**.
- 2 Select an item directly or from within a category and press **GO** (left softkey) to view the summary page and select **Buy**.
- 3 Pick an option to assign the downloaded item (or to start the game or application).

Set Up

- 1 Highlight  and press  > **My Stuff** [**Games, Ringers, Screen Savers, Applications, or Call Tones**].
- 2 Select an item and press .





Text. IM. Email.

Stay connected. Any way you want.

Keep in touch your way using text messaging, instant messaging, or email. Easy access to AOL Instant Messenger, Windows Live Messenger, and Yahoo! Messenger.



To Access

- ▶ **Text:** Press **TEXT** and select a recipient from recent messages, **Go to Contacts** to select a contact, or press **NEW ADDR** (right softkey) to enter a phone number. Enter a message and press **SEND** (left softkey).
- ▶ **IM:** Highlight  and press  > **Messaging** > **IM**, select an IM provider, then follow the prompts.
- ▶ **Email:** Highlight  and press  > **Messaging** > **Email**. (The first time you access Email, you will be prompted to set up your account.)

There's a lot more your phone can do to give you what you want when you want it. You can also:

- Assign picture caller ID
- Keep up with your favorite NFL team
- Get up-to-the-minute weather for locations around the world
- Check out free stuff at sprint.com/digitallounge

For additional details, check out your *User Guide* or visit www.sprint.com.



©Sprint. SPRINT and the logo are trademarks of Sprint. Other marks are the property of their respective owners.





Go enjoy.