



# *Features Guide*

*Get the most from your phone.*



## ***It's all on the Now Network.™***

*This Features Guide has everything you need to get the most from your new Palm® Pixi™ phone. Just go directly to any feature that interests you, or flip through this booklet for a quick overview. You'll see how easy it is to browse the Web and to send email or text messages. You can also download your favorite music, watch movies or Sprint TV, get turn-by-turn driving directions, and much more. So jump right in. Because there's less waiting, and more doing, on the Now Network.™*

***Visit [sprint.com/palmpixisupport](http://sprint.com/palmpixisupport) for your User Guide and for more information about Sprint services.***

The services described in this guide may require a subscription to a service plan and/or may incur additional charges. Not all services will work on all devices. Coverage is not available everywhere.

# GPS Navigation

**All the right turns.  
And left ones.**

*Sprint Navigation lets you see and hear turn-by-turn directions to a known address, or find nearby restaurants, stores, banks , or gas stations. Get information about traffic and alternate routes.*



## **Navigate**

- 1** From the **Launcher**, tap **Sprint Navigation**.
- 2** Follow the onscreen instructions to create an account.
- 3** Tap the icon that best describes what you want to do: **Drive To**, **Search, Map & Traffic**, or **Share & More**.

# Web

## **Online. On your phone.**

*Find sports scores, news, and weather. Shop online. On-the-go access lets you browse full-color versions of your favorite websites.*



## **Go Online**

- 1** From the **Launcher**, tap **Web**.
- 2** Navigate websites, search the Web, read blogs, and more.

# *Sprint TV, Movies, & Radio*

***Watch what you like. Where you like.***

*Watch what you like, where you like with live TV on demand. Watch complete episodes and clips of your favorite primetime shows. Explore over 50 channels of movies, news, entertainment, weather, sports, and streaming music.*

## ***Watch***

- 1** From the **Launcher**, tap **Sprint TV**.
- 2** Tap **Recently Played, Favorites, All Channels, Live, On Demand, Premium Channels, Sprint Radio,** or **Sprint Movies** to display a list of channels and programming. If prompted, tap **Subscribe** to purchase access.
- 3** Tap an item to play it.




# Amazon MP3

***The music's in the air. Grab it.***

*Preview, purchase, download, and listen to over 6 million downloadable tracks right on your phone.*



## ***Buy***

- 1** From the **Launcher**, tap **Amazon MP3** .
- 2** Browse by **New & Notable**, **Top 100 New Releases**, **Albums**, **Artists**, or **Songs**, or by genre; or tap **Search** to go directly to what you're looking for.
- 3** Tap a song or album to preview clips, or tap twice on the price next to the song or album to purchase and download to your phone.


# Email

## **Send and receive.**




*Easy access to your home and corporate email accounts while on the go.*



## **Set Up**

- 1** From the **Quick Launch**, tap .
- 2** Follow the instructions to add a new email account.

## **Use**

- 1** From the **Quick Launch**, tap .
- 2** Tap **Inbox** to view your mail, or tap  to compose a new email. (Tap  to send your message.)

# Text. IM.



**Stay connected. Any way you want.**

*Keep in touch your way using text messaging and instant messaging.*



## To Access

### > Text Messaging:

From the **Launcher**, tap **Messaging** > , enter the name or number of the recipient, and then enter your message using the keyboard. To send, tap .

### > IM:

From the **Launcher**, tap **Messaging**, tap your IM account, and then sign in. (To set up the first time, tap **Messaging** in the top left corner and then tap **Preferences & Accounts** > **Add IM Account**.)


# Picture Messaging

**Live the moment. Then share it.**

*Capture and instantly send your moments in digital pictures. You can also store, edit, share, and print them at [sprint.com/picturemail](http://sprint.com/picturemail).*




## Share

- 1** From the **Launcher**, tap **Photos** and tap an album. (You can also take a picture and then tap the thumbnail.)
- 2** Tap a picture you want to send, then tap the upper-left corner of the screen > **Share via email** (you may be prompted to **Add An Account**) or **Share via MMS**.
- 3** Enter the name or number of the recipient, and if desired, enter a message.
- 4** To send, tap .

# NASCAR®

## ***When you can't be at the track.***

*With NASCAR Sprint Cup Mobile<sup>SM</sup>, keep pace with live radio broadcasts, in-car audio, real-time driver and race stats, and live NASCAR on SPEED.*



## ***Set Up***

- 1** From the **Launcher**, tap **NASCAR** and follow the instructions.
- 2** Tap your favorite driver or drivers.
- 3** Select from menu options such as **Home**, **News**, **SPEED**, **Video**, **Drivers**, **Stats and Schedules**, **Sprint FanZone**, **Alerts and Personalization**, or **Fantasy**.

*There's a lot more your Palm Pixi phone can do to give you what you want when you want it. You can also:*

- *Listen to music*
- *Follow your team on NFL Mobile Live*
- *Assign picture caller ID*
- *Check out free stuff at [sprint.com/digitallounge](http://sprint.com/digitallounge)*

***For additional details, check out your Get Started guide that came with your phone, or the complete User Guide on [sprint.com/palmpixisupport](http://sprint.com/palmpixisupport).***

