



Features Guide

Get the most from your phone.



It's all on the Now Network.™

This Features Guide has everything you need to get the most from your new Sprint phone. Just go directly to any feature that interests you, or flip through this booklet for a quick overview. You'll see how easy it is to browse the Web, send email or text messages. You can also download your favorite music, watch movies or Sprint TV, get turn-by-turn driving directions, choose ringers, screensavers, and much more. So jump right in. Because there's less waiting, and more doing, on the Now Network.™

For more detailed instructions on your Sprint phone or any of the Sprint services, refer to your User Guide or visit sprint.com.

The services described in this guide may require a subscription to a service plan and/or may incur additional charges. Not all services will work on all devices. Services available where coverage exists.

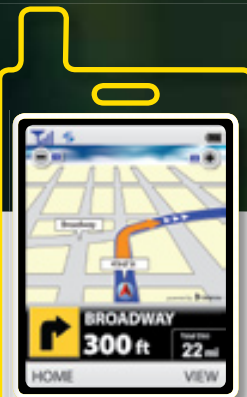
GPS Navigation

All the right turns. And left ones.

Sprint Navigation lets you see and hear turn-by-turn directions to a known address, or find nearby restaurants, stores, banks, or gas stations. Get information about traffic and alternate routes.

Navigate

- 1** Highlight  and press  > **Maps > Sprint Navigation.**
- 2** Follow the onscreen instructions to access, launch and use.



Sprint Music

The music's in the air. Grab it.

Preview, purchase, download, and listen to over a million downloadable tracks right on your phone.



Buy

- 1** Highlight and press > **Entertainment > Music** to access the Sprint Music Store. (The first time, follow prompts to set up your account.)
- 2** Browse by category, or select **Search** (left softkey) to go directly to what you're looking for.
- 3** Highlight a song and press . Then select **Preview** to hear a clip or **Buy Song** to purchase and download to your phone's microSD card.

Play

- 1** From the Sprint Music Store page, use your right navigation key to select **Player**.
- 2** Select an option to browse through or manage your music.
- 3** To play a song, select it and press . To listen to an entire playlist, select it and press twice.

Web

Online. On your phone.

Find sports scores, news, and weather. Shop online. On-the-go access lets you browse full-color versions of your favorite Web sites.



Pictures & Videos

Live the moment. Then share it.

Capture and instantly send your moments in digital pictures and video clips. You can also store, edit, share, and print them at sprint.com/picturemail.



Go Online

- 1 Highlight and press **Web**.
 - 2 From the SprintWeb™ home page, select Web categories, navigate to Web sites, read blogs, download content, and more.
- To go to a category, highlight it and press .
 - For more options, press the right softkey from any page.

Share

- 1 Highlight and press > **Photos > My Albums > In Phone, Memory Card, or Online Albums**.
- 2 Select pictures or videos to send, then press **OPTIONS** (right softkey) > **Send > Picture Mail or Bluetooth**. (The first time you access Picture Mail, follow onscreen prompts to set up your account.)
- 3 Add recipients, then customize with text, a voice recording, etc.
- 4 Press **SEND** (left softkey) to send pictures and videos.





Sprint TV, Movies & Radio


Watch what you like. Where you like.

Live TV and video on demand. Complete episodes and clips of your favorite primetime shows and movies. Over 50 channels of news, entertainment, weather, sports, and streaming music.



Watch


- 1** Highlight  and press  > **Entertainment > TV > Sprint TV.**
- 2** Select a channel or category and press . If prompted, select **Preview** or select **Subscribe** to purchase access.
- 3** Select an item and press  to play it.



Games

Don't wait. Play.

Thousands of downloadable games for when your world is on pause. Find your favorite or try a new one from the free demo section.



Ringers, Screensavers & More

Make your phone your own.

Personalize your phone with a huge selection of ringers and screensavers. Know exactly who's calling by matching contacts with unique ring tones.



Download

- 1** Highlight and press > **Web** > **Downloads** > [Call Tones, Games, Ringers, Screen Savers, Applications, En Espanol, What's New, or What's Hot].
- 2** Select an item and press **Go** (left softkey) to view the summary page and select **Buy**.
- 3** Pick an option to assign the downloaded item (or to start the game or application).


Play/Use

- 4** Highlight and press > **My Stuff** [Games, Ringers, Screen Savers, IM & Email, or Call Tones].
- 5** Select an item and press .

Text. IM. Email.

Stay connected. Any way you want.

Keep in touch your way using text messaging, instant messaging, or email. Easy access to AOL Instant Messenger, Windows Live Messenger, and Yahoo! Messenger.





There's a lot more your phone can do to give you what you want when you want it. You can also:

- Assign picture caller ID
- Check out free stuff at sprint.com/digitallounge



For complete details, check out your User Guide or visit sprint.com.

To Access





Email:
Highlight  and press  > **Messages > Email**. (The first time you access Sprint Mail, you will be prompted to set up your account.)



IM / Other Email:
Highlight  and press  > **Messages > IM** and select a provider, then follow the prompts.



Chat:
Highlight  and press  > **Messages > Chat & Dating**, select a chat service, and follow the instructions to sign up.

© 2009 Sprint. Sprint and the logo are trademarks of Sprint. Other marks are the property of their respective owners.



Ahora, disfrútalo.

Go enjoy.